

Online application available (English version)

- Master's or Doctoral courses at Graduate school
- International research student
- University transfer as a 3rd-year student for Bachelor's degree courses



Starting here!

<HU website>

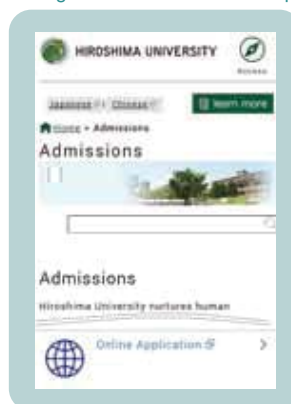
<http://en.hiroshima-u.jp/top/nyugaku>



1 Access the "Admissions" page on Hiroshima University website and click "Online Application."



<The image of screenshot on smartphone>



Point!

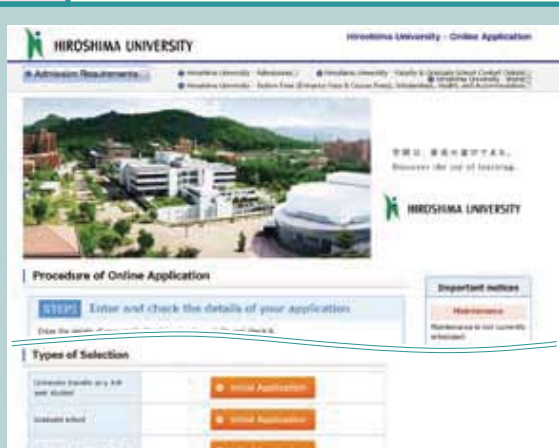
Q

Do I need to have a printer to apply online?

A

Yes. Access to a printer is required because it is necessary to download and print out application documents (forms prescribed by the university) from the online application portal site.

2 Choose types of selection you are applying for.

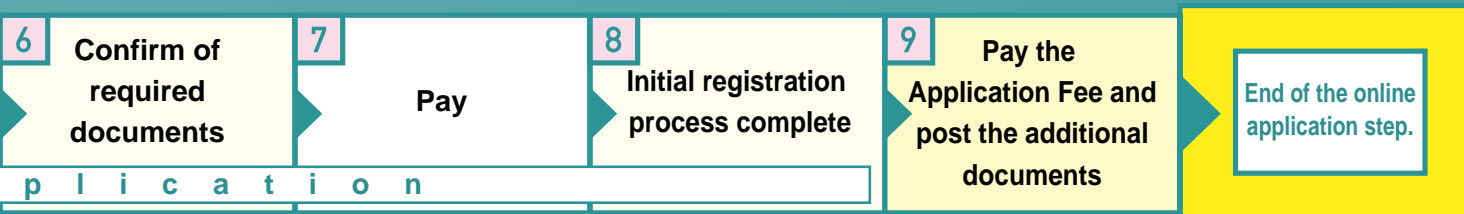


Point!

Admission Requirements **CLICK!**



If you click above the [application guidelines], the page to download admission requirements will be displayed.



3 Enter the Details for Application after Acceptance of Terms of Use and Terms & Conditions regarding Handling of Personal Information

Point!

Choose Examination type, Graduate School or Major, etc. by referring to application guidelines.

4 Enter Personal Information

Point!

Q Can I use my cell phone email or a free email address like a Yahoo or Gmail account?

A Yes. The email address you supply will be used to acknowledge completion of initial registration and receipt of application fee. Make sure that you receive these emails by adding the domain @univ-jp.com to your safe senders list.

5 Check details

Point!

Q What shall I do if I make a mistake in my application? Is there some way of correcting it after I've completed the initial application?

A If you make a mistake when completing the online form, an error message is displayed and you will not be able to proceed to the next screen.

6



9

