

2026


12



2017

2018 10

1



2025

2

3

4

1

² 2024

2025

393

30

3

62

78

4

60

57

61

2024

2024

5

6

7

8

9

36.3

32.9

49.8

10

71.3

55.2

79.1

11

59.6

46.6

53.4

12

54.6

48.7

5 2024

5,045

6 2024

10

958

7 2024

10

1,441

8

27.5

21.2%

9

11.5

8.5

2018

5.2

4.6

48.5

10

3,931

11

958

14.9

3.1

10.7

27.8

4.5

12.6

10

7.2

10

2.9

10.7

12

1,229

12.9

27.6

13

14

15

65.2 49.2

53.7

70.8

48.0

24.2

34.8

16

17

9.4%

13

14

70.0%

72.1%

49.8%

45.9%

15

16

17



2024

2022

19

2025

18

5.9

19

4

CSR

2026

45

98

27

406




(c)

(d)

(e)
2024

(a)


(b)



2026 2027

2026

20



(i)

20

13

21

22

(2022)

(i)

(2022)

(i)

(i)

2022

a.

b.

c.

d.

e.

f.

/

g.

h.

i.


j.

k.

l.

GPA

23



24

2027 2028