


di i glc

a i di

Student's Book



"

"

" "

"

" "

"

" "

"

"

"

"

Voice Inflection (how you change the tone of your voice)

Eye contact

Gesture

Posture (the way you stand, etc)

"

"

be in plain English

include questions

for your Project Study

1. Why is the study needed?

1.1. What is known about the topic of study?

1.2. What is not known about the topic of study?

1.3. What should be known about the topic of study? Why?

2. What are you going to do?

2.1. What do you want to find out / make clear?

2.2. What can you do with your resources available?

3. What is your study going to be like?

3.1. What is the purpose / goal of your study? What is your hypothesis?

3.2. What method are you going to adopt? / What procedure are you going to follow?


3.3. What results do you expect? What results are desirable in your study?

3.4. What good will your study do? Why should the nation's precious tax be used on your study?

"


-
-
-
-

-
-
-
-




"

"



"

"



"

"

"

"

" !
 □ □
 □ □
 □ □
 "

Introduction		Tell your audience what you are going to tell them.
↓	Body 1	Tell them.
	Body 2	
Step 1 / Cause	→ Step 2 / Effect	
Case 1	↔ Case 2	
General Idea	→ Specific Details	
Conclusion		Tell them what you have told them.

Results /





Cause / Reasons /

" !
 "

shown you . Next, going to tell you about "
 I have talked about . Next, I will talk about
 We have seen . Now, look "
 I have finished explaining . I will "

shown you . Now how can you
 I have talked about . But how about
 We have seen . Next,
 I have finished explaining . Now, why

Topic	
Introduction	<hr/> <hr/> <hr/>
Body 1	<hr/> <hr/> <hr/> <hr/> <hr/> <hr/> <hr/> <hr/>
Body 2	<hr/> <hr/> <hr/> <hr/> <hr/> <hr/> <hr/> <hr/>
Conclusion	<hr/> <hr/> <hr/>



□

□

□

" " " "

□

" " " "

□

" " "

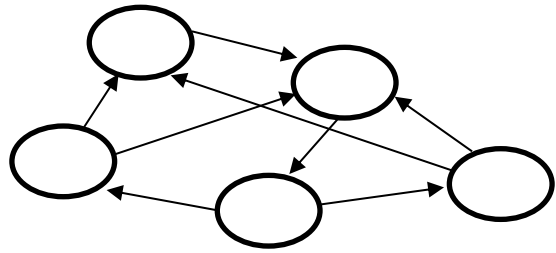
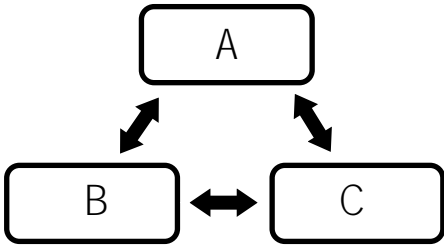
"
" "

An Economical Way to Make a Semiconductor

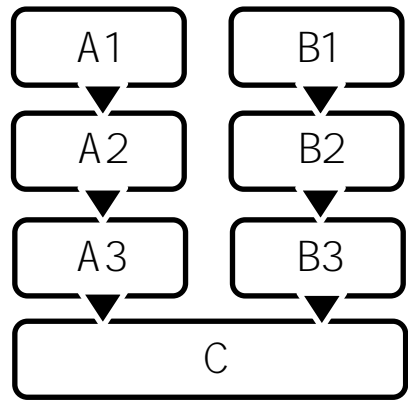
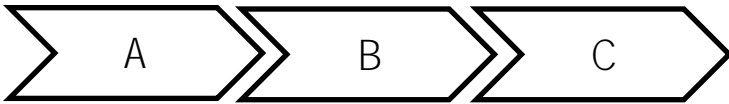
Fuzoku Midori, Hiroshima University High School

""

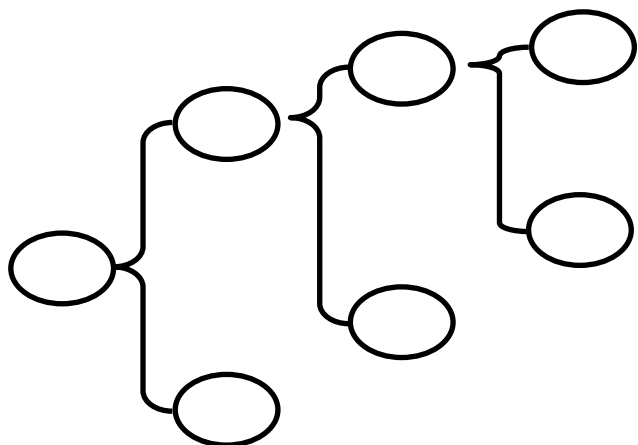
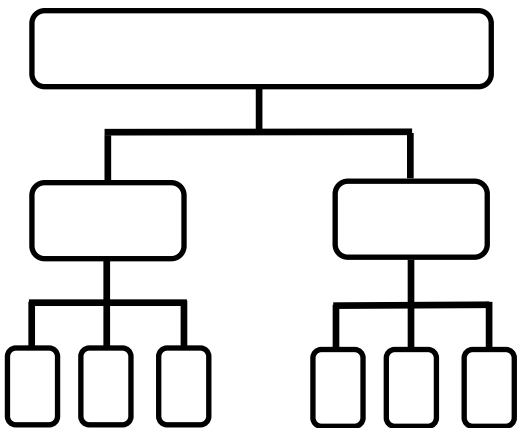
□



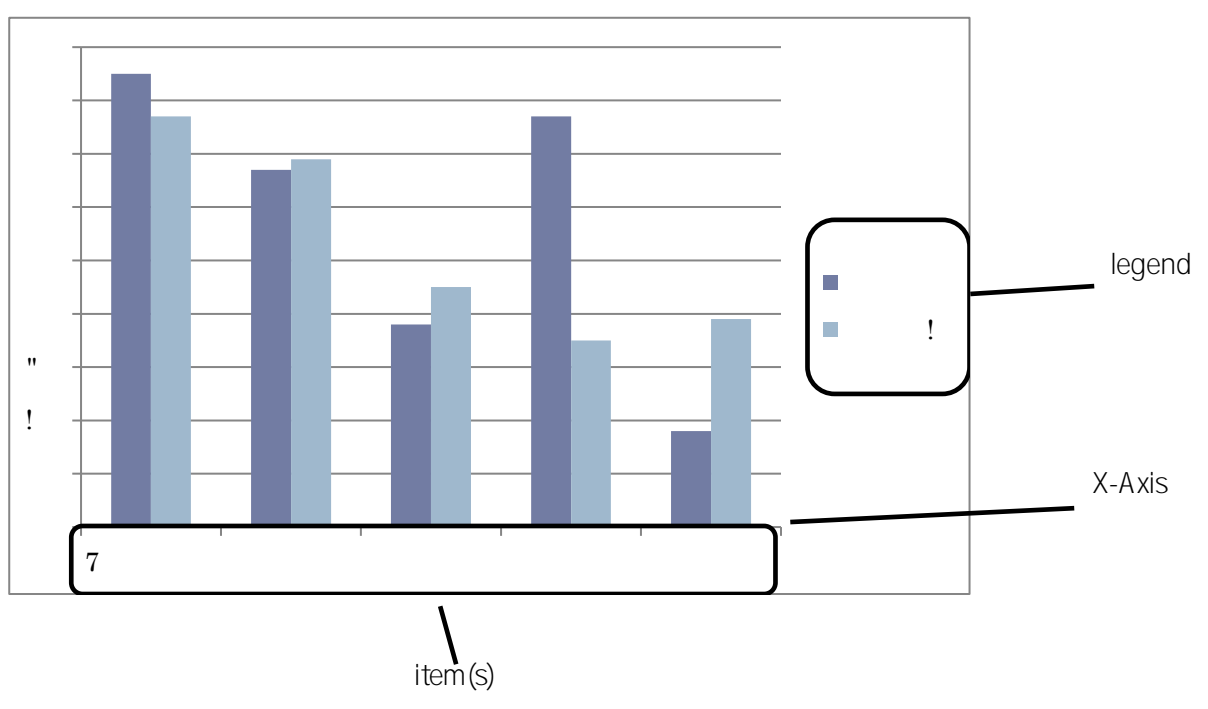
□



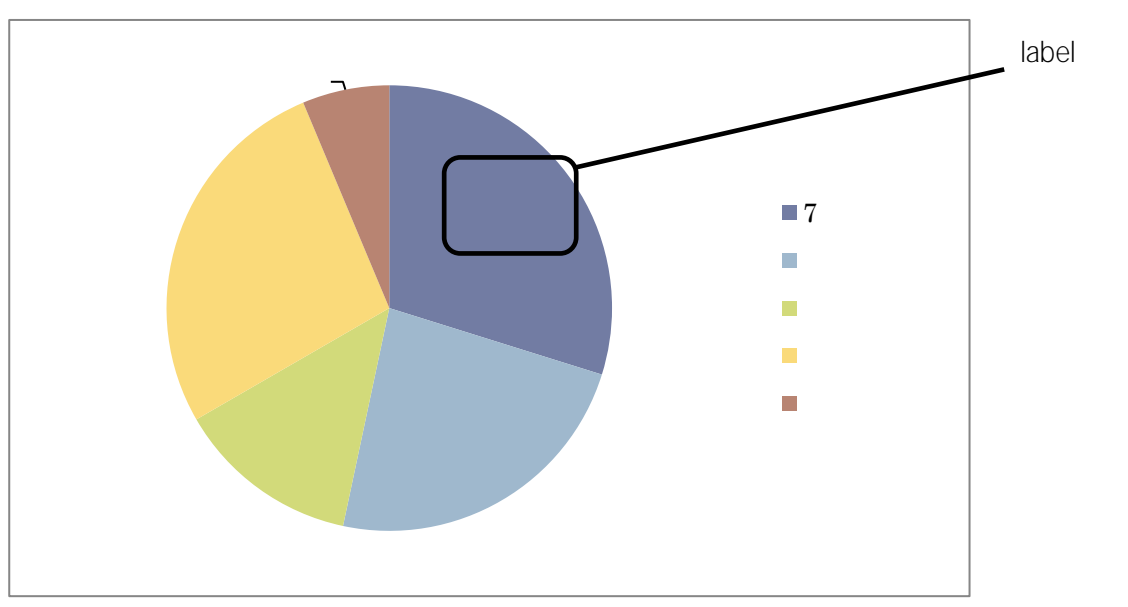
□



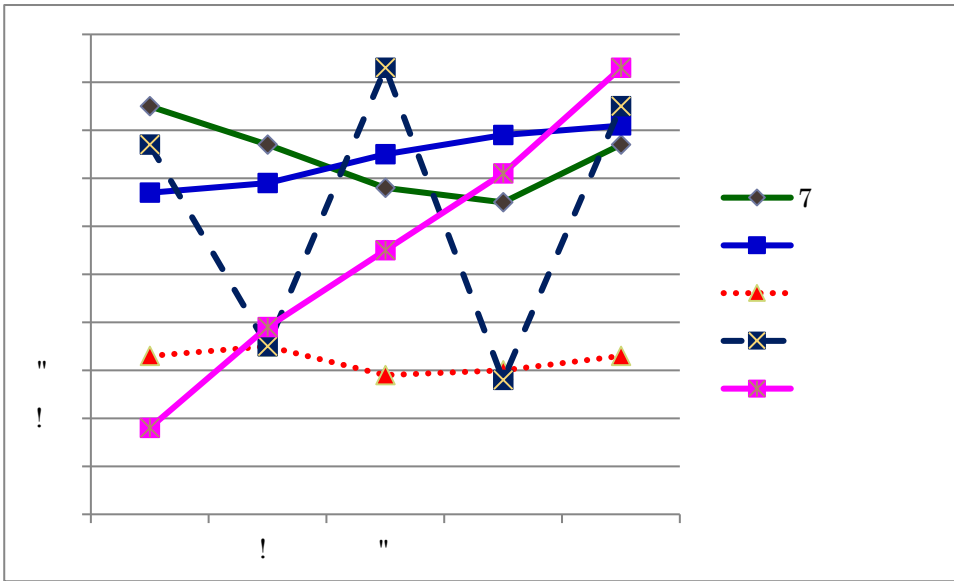
"



"
!"



□



solid line

increase, rise, go up



dotted line

decrease, fall, go down



broken line

stay flat, remain (almost) the same level, do not change

swing up and down (wildly)

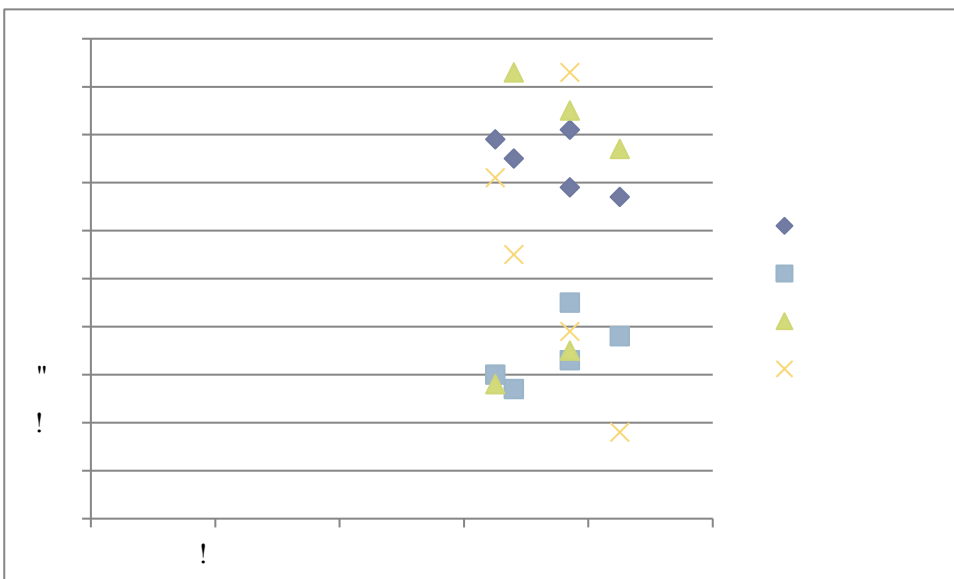
sharply, rapidly

gradually, slowly

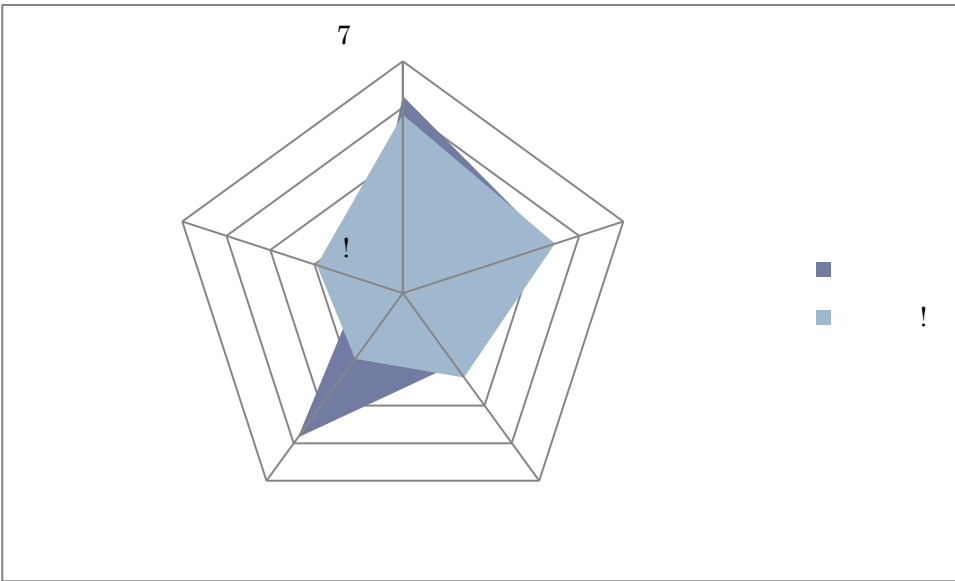
abruptly

turn upward [downward]

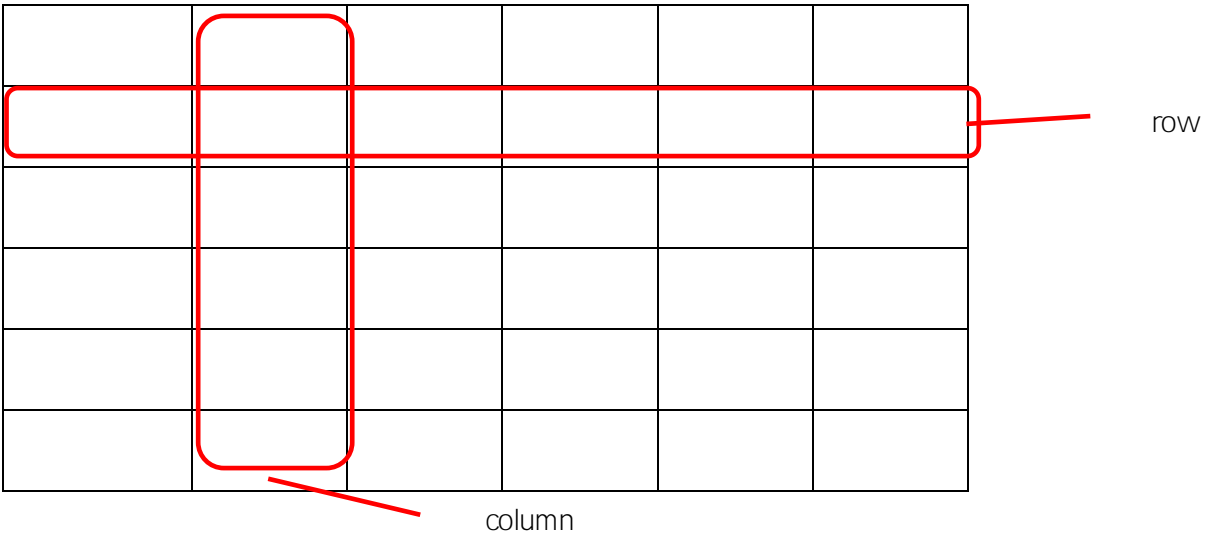
□



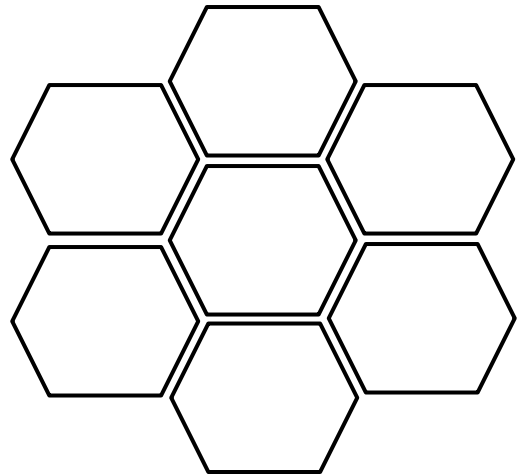
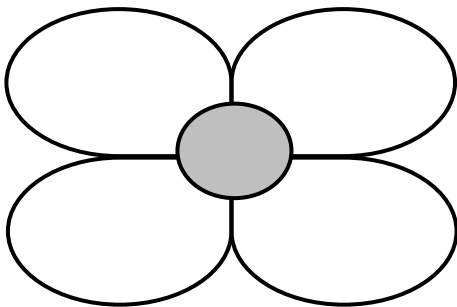
□



□



□



" "

□

□

□

□


"

□

"

"

"

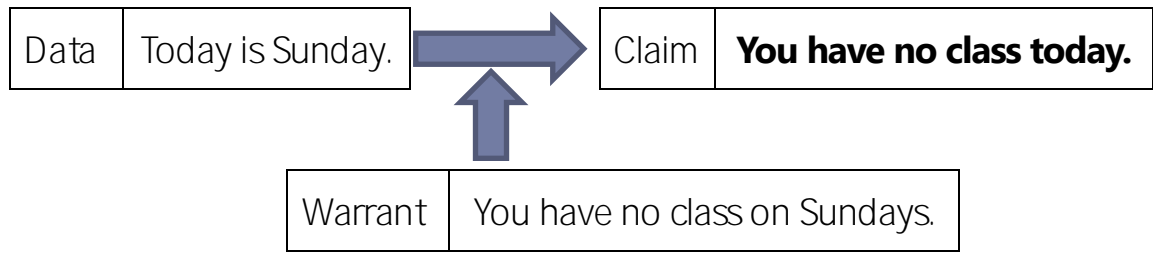
Conclusion	Socrates		will die
Minor Premise	Socrates	a human being	
Major Premise		human beings	will die

□

"

"

"



Verbs to say what you do in your presentation

"

" "

Describe		
Compare		

Associate

''

Substitute		
Combine		
Adapt		
Modify	<input type="checkbox"/> <input type="checkbox"/>	
Put to other uses		
Eliminate / Minify		
Rearrange / Reverse		

"

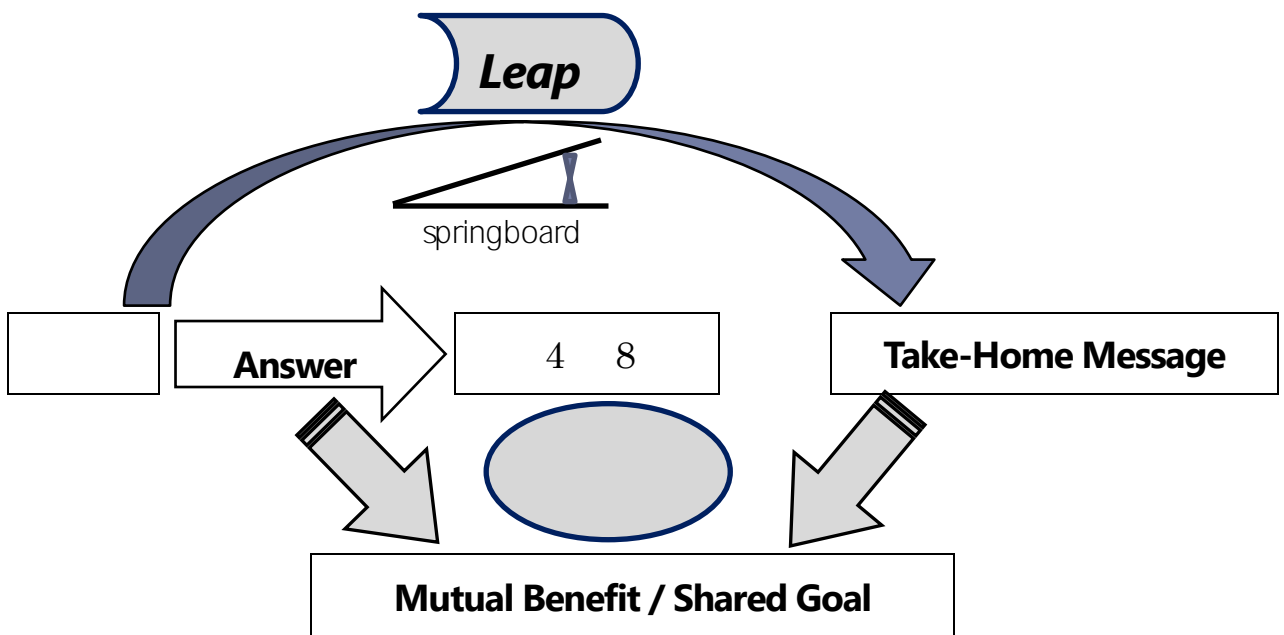
Thank	"
Repeat	"
Answer	Basis (Something Obvious)
	Core (Actual Answer)
Check	"

"

"



"



"

"


"

"

"

"

"



"



"



"

□

□

}

"

!


"

"

□

□

"



"

"

"

"

"




"

"

"

"



"

"


"



"

"

"



"

"

"



"

"


"



"

"

"






"

"

"

"

"



”

□

□

"

"

□

□

□

"

□

□

□

!

"

□

□

□

"

!

"

□

Introduction

"



"

"

"

Body

"

"

"

"

""

""

Conclusion

"
"
"
"
"
"

"
"
"
"
"

Q & A (disagreeing)

"

Q & A (unable to give an appropriate answer)

"
"
"

□

□

□

"

□

□

□

□

□

□

□

□

□

□

□

"

□

"

□

□

"

□

□

"

□

□

□

□

□

□

"

□

□

"

□

□

□

"

□

□

"

□

"

□

"

□

□

□

"

□

"

□

□

□

"

□

□

□

"

□

"

□

□

"

□

□

"

□

□

"

□

!

□

□

□

□

□

□

□

□

"

□

□

"

□

□

"

□

□

□

"

□

□

□

□

□

!

" " " "

" "

" "

" "

 " " " "

" " " "

