



APPLICATION REQUIREMENTS
FOR FOREIGN STUDENTS
(SPECIAL SELECTION)

Master's Program Enrollment
For October, 2019

Graduate School of Advanced Sciences of Matter
Hiroshima University

Hiroshima University Entrance Examination Information Web Site
<https://www.hiroshima-u.ac.jp/en>





Prior to the application, every applicant must contact one of the academic staffs with whom the applicant wishes to study at Hiroshima University.

TEL:082-424-7008, 7009 (Inside Japan) +81-82-424-7008,7009 (Outside Japan)

1 Procedure of Online Application You can find the

8 Initial registration process complete

The Online Application Procedure is not Completed yet

10 Payment of the Application Fee

Make a payment following the payment method you've selected in the procedure " (7) Pay". As for the (支払方法) e provided after completion of the application registration.

The application fee once remitted will not be refunded.

In addition to the application fee, you need to pay ¥500 as the processing fee.

The amount of processing fee is the same regardless of the way of payment (Credit Card / Convenience Store / Banking facilities' ATM [Pay-easy] / Online Banking).

For applications from outside of Japan, only credit card payments can be accepted.

① Credit Card For applications from **inside/ outside** Japan

The settlement is completed at the completion of application registration.

You can make a payment using any credit cards whose logo marks are shown in the right table.

Please prepare a credit card before application.

The name of the credit card account holder does not necessarily need to be identical to the name of the applicant.







A lump sum payment is required. Before using a credit card, please check the usage limit.

Name	Logo
VISA	
MasterCard	
JCB	
AMERICAN EXPRESS	
Diners Club	

② Convenience Store For applications from **inside** Japan

Make a payment in cash.

<Payment procedure>

		払込票
7-Eleven 		番号 Haraikomihyou-bango-slip (払込票-Haraikomihyou-) to the salesclerk. Pay in cash (*2). (*1) The payment slip number is displayed after clicking on the 払込票を表示する Haraikomihyou-wo-hyoujisuru-registration completion screen. This number is needed to make a payment. (*2) Do not use a multi-functional copy machine for the payment.
LAWSON, MINISTOP  		Make a payment in cash at the register after completing the procedure with "Loppi".
FamilyMart, 		Make a payment in cash at the register after completing the procedure with "Fami-port".
Daily Yamazaki 		Tell a salesclerk at the register that you would like to pay by "online settlement". After that, make a payment in cash.
Seicomart 		Make a payment in cash at the register after completing the procedure with "Club Station".

③

Pay-easy For applications from **inside** Japan

Payment can be made by ATM with a "Pay-easy mark" at any of the usable financial institutions listed below:

As for the usable financial institutions, check "List of usable ATM" on the following web page:

http://www.well-net.jp/multi/financial_list/index.html

(Examples of usable financial institutions)

Hiroshima Bank, Hukuoka Bank, Japan Post Bank, Mizuho Bank, Resona Bank, Sumitomo Mitsui Bank, etc.

<Payment procedure>

- At the ATM, please select "payment of taxes/charges" or "Pay-easy", and complete the procedure.

④ Online Banking For applications from **inside** Japan

You can use city banks, regional banks, Shinkin banks, credit unions, worker's credit unions, agricultural cooperatives, and fishery cooperatives etc. A prior application at the financial institution is needed.

In addition, Rakuten Bank, The Japan Net Bank, Jibun Bank, and SBI Sumishin Net Bank are also usable. In this case, you have to open an account at the financial institution in advance.

<Payment procedure>

- 1 Open the application