

国立大学法人広島大学の役職員の報酬・給与等について

1

(100 10)

(4
12 ()
22 6 22 12 01 22 12 Q15 Q2 22 12)

(4
12 Q2)

(12
Q2)

()

()

	19,123	13,644	4,943	535			
A	15,148	11,020	4,079	49		3 31	
B	14,658	10,546	3,699	413			
C	14,929	11,020	3,860	49			
D	13,781	8,704	3,563	354 636 522			
E	14,721	10,546	3,699	475			
A	9,619	7,996	1,301	321	4 1		
B	3,852	3,852	0	0	4 1		

28 182

13 140

A	4,356	4	0	22 3 31	1.0	3 18 1.0	22

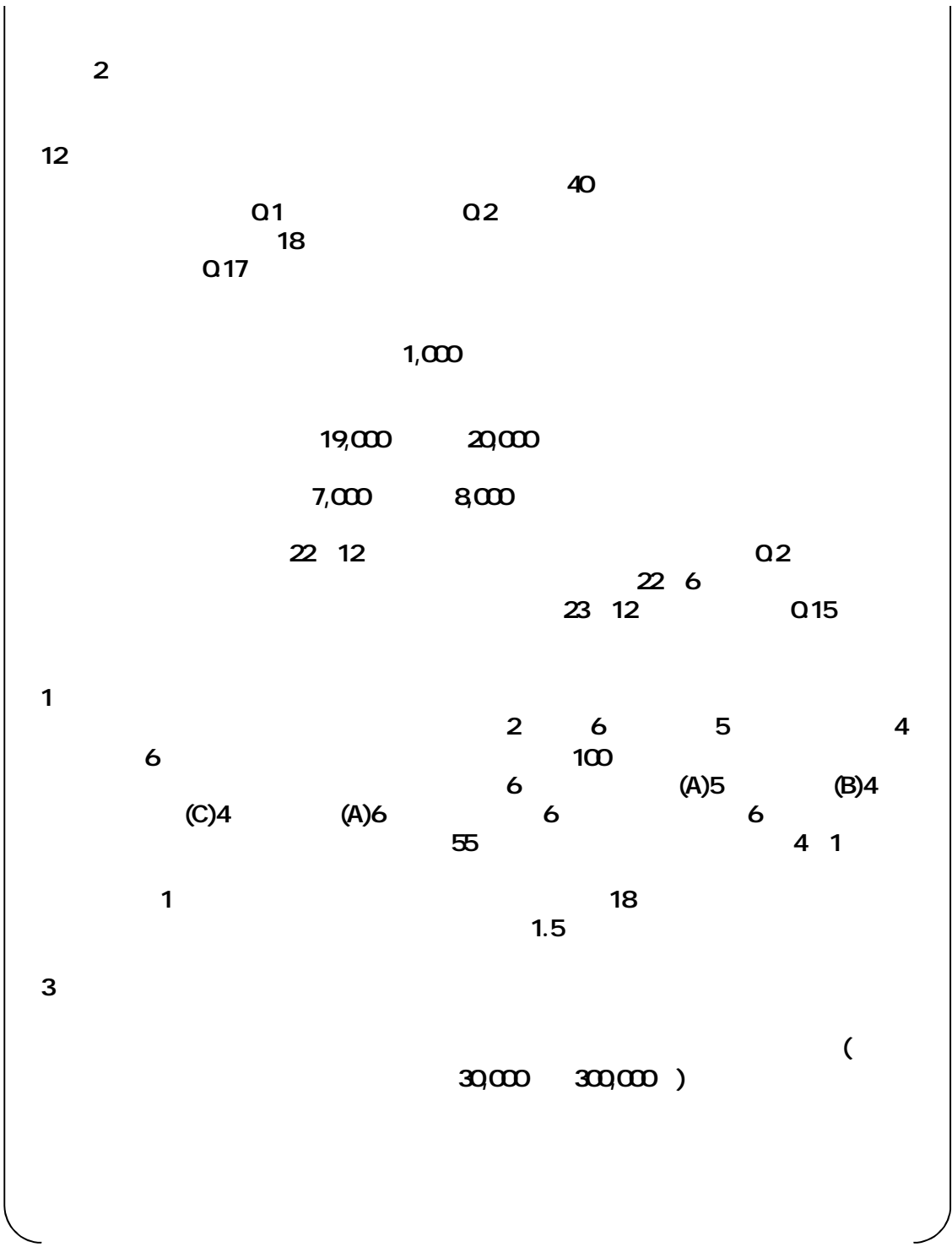
(())

(())

()

	1 1 1 2 8
	1
	(6 1 12 1) 6

4
 (1 11) 2 3 (1 17)
 64 65
 1
 15
 1
 45 60
 100 130 5
 100 155
 60
 () 100 150 25 (15)
 () 100 175



2,856	43.6	6,987	5,235	109	1,752
599	41.4	5,411	4,090	168	1,321
1,400	48.6	8,751	6,519	112	2,232

93

536	33.5	4,568	3,465	45	1,103
-----	------	-------	-------	----	-------

2

8	46.9	6,938	5,187	0	1,751
---	------	-------	-------	---	-------

4	40.5	5,080	3,807	0	1,273
---	------	-------	-------	---	-------

97	44.4	6,934	5,228	80	1,706
----	------	-------	-------	----	-------

92	42.2	6,755	5,111	118	1,644
----	------	-------	-------	-----	-------

114	41.9	5,370	4,041	86	1,329
-----	------	-------	-------	----	-------

1

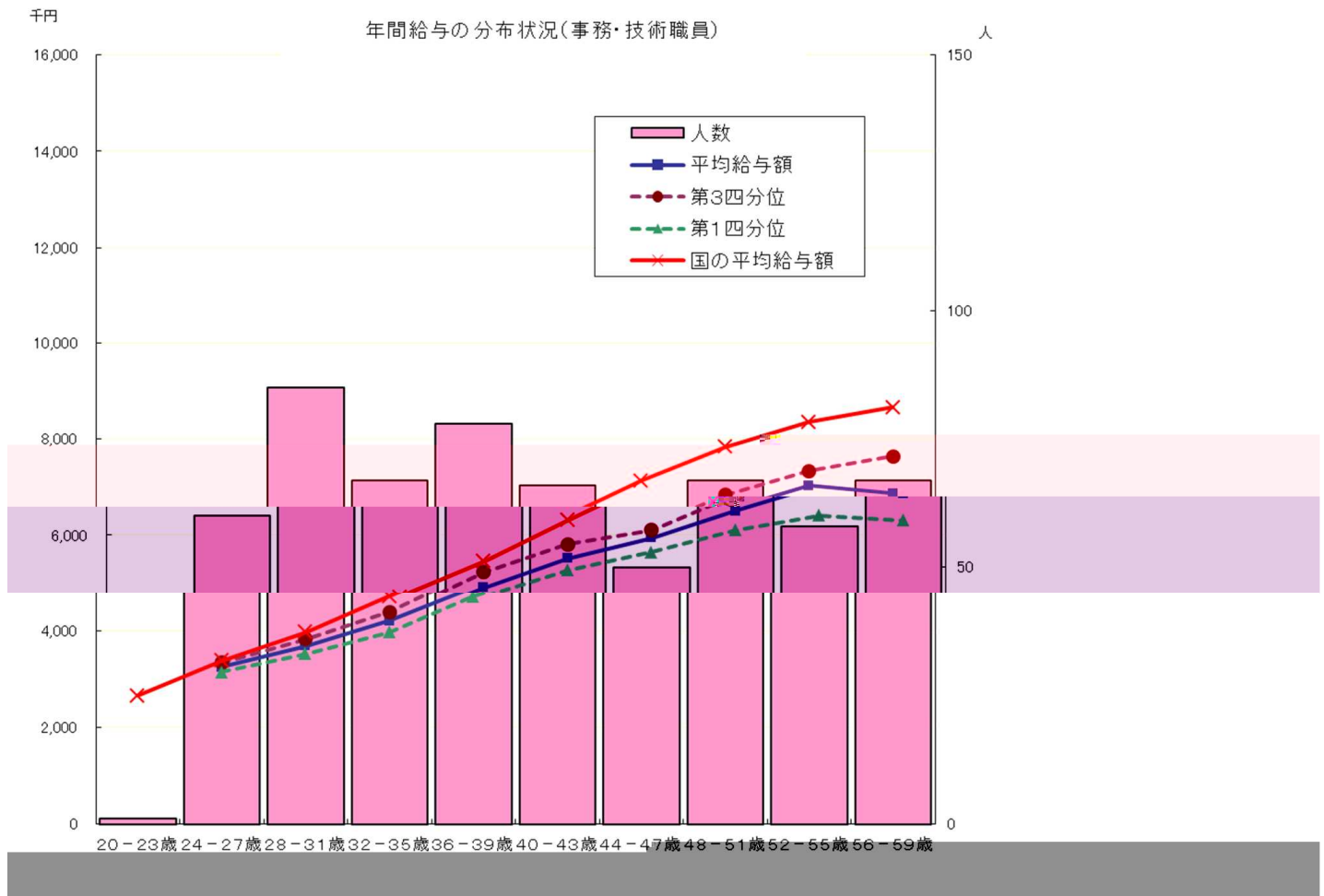
3	54.2	5,950	4,449	89	1,501
---	------	-------	-------	----	-------

1

1

	515	39.0	4,408	3,765	65	643
	146	42.7	3,610	2,772	138	838
	60	40.0	7,735	6,049	23	1,686
	48	34.8	3,684	3,384	0	300
	49	48.7	3,060	2,416	116	644
	1					
	67	30.8	3,762	2,857	95	905
	1					
	104	40.2	5,721	5,721	0	0
	39	26.6	2,400	2,400	0	0

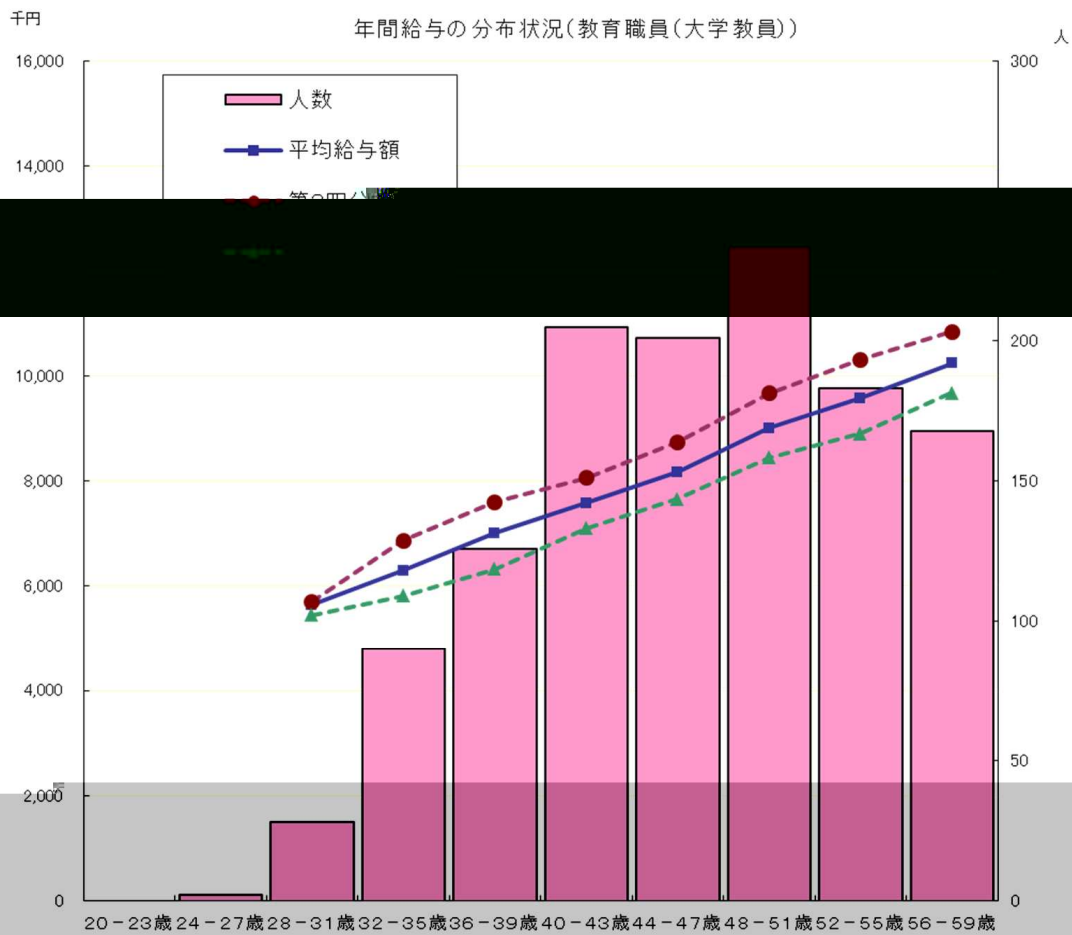
)



20-23

1

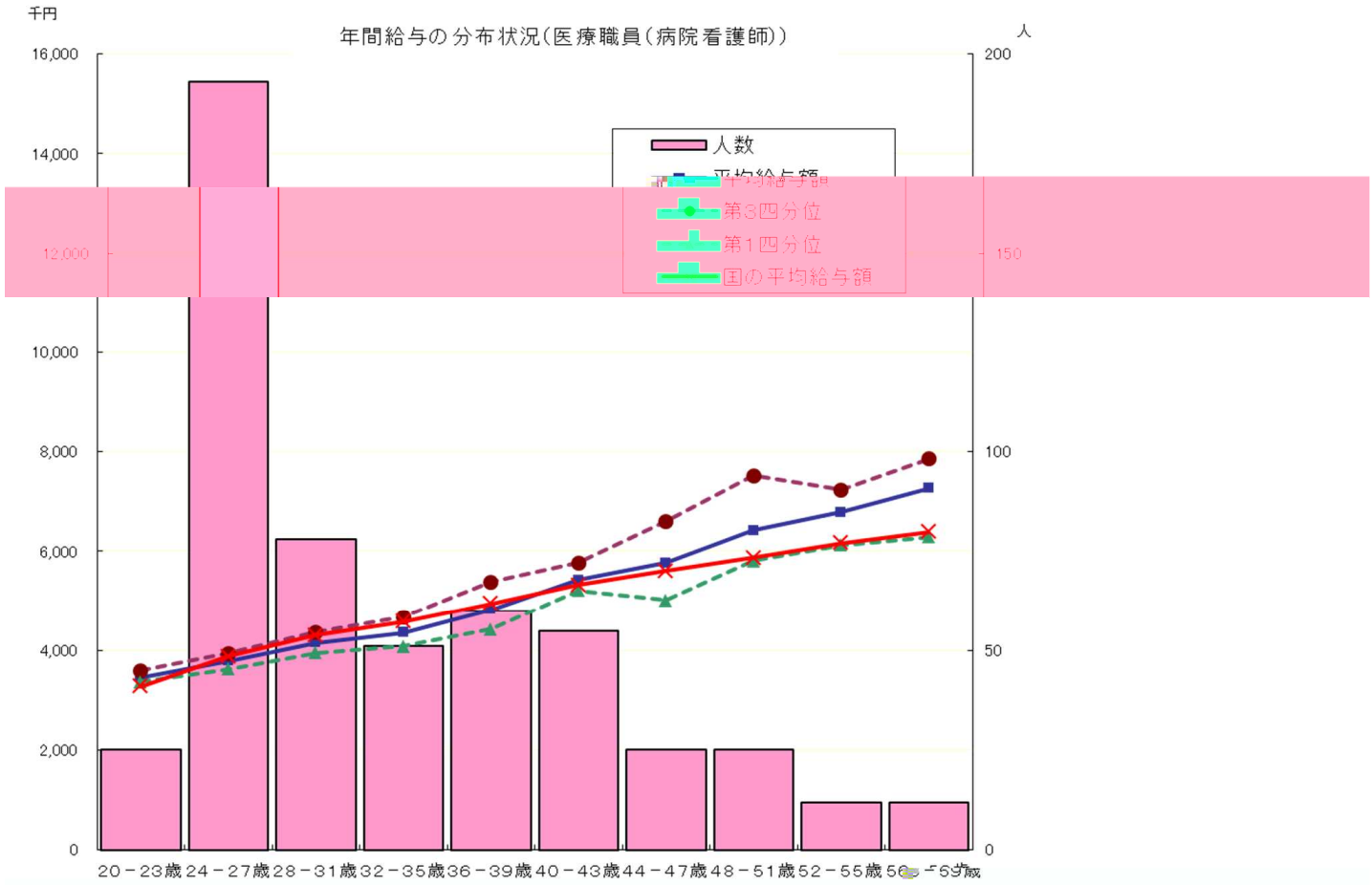
	6	558	8,107	9,496	10,989
	46	540	7,470	7,698	8,078
	48	526	6,412	6,702	6,967
	227	463	5,312	5,802	6,316
	101	391	4,261	4,732	5,114
	171	293	3,301	3,581	3,794



24-27

2

	580	551	9,507	10,198	10,769
	406	462	7,716	8,167	8,677
	93	453	7,405	7,966	8,636
	313	408	6,067	6,633	7,224
	8	431	4,544	5,791	6,571



	1	-	-	-	-
	6	51.5	7,760	7,877	8,071
	29	49.2	6,988	7,193	7,616
	78	40.5	4,700	5,348	5,891
	422	30.8	3,699	4,130	4,360

		599	37 (6.2%)	134 22.4%	265 44.2%	91 15.2%	46 7.7%		
			29 22	58 26	59 33	59 42	59 40		
()			2,652 2,170	4,113 2,314	4,940 2,686	5,353 4,205	6,297 4,514		
()			3,412 2,881	5,416 3,074	6,471 3,619	7,261 5,553	8,277 6,243		

		21 3.5%	5 0.8%	%	%				
		59 46	58 52						
()		6,792 5,747	8,724 5,928						
()		8,879 7,646	11,481 8,060						

		1,400	%	321 22.9%	94 6.7%	405 28.9%	580 41.4%		
				63 26	62 30	63 32	63 38		
()				6,714 3,158	7,218 4,320	8,147 4,114	9,668 5,729		
()				8,455 4,177	9,539 5,710	10,539 5,612	12,996 7,882		

		536	%	422 78.7%	78 14.6%	29 5.4%	7 1.3%	%	%
				59 22	58 30	59 38	58 48		
()				4,984 2,378	5,030 2,970	6,159 4,081	6,537 5,687		
()				6,603 3,155	6,913 4,015	8,075 5,689	8,629 7,673		

		63.4	66.0	64.7
		36.6	34.0	35.3
		45.2 33.0	41.8 30.6	43.5 32.0
		63.9	66.9	65.5
		36.1	33.1	34.5
		42.0 32.4	39.0 29.6	38.7 31.0

		60.7	64.0	62.4
		39.3	36.0	37.6
		49.4 33.6	48.8 30.9	47.3 32.1
		64.1	67.0	65.6
		35.9	33.0	34.4
		45.3 29.3	45.2 28.2	45.1 30.6

		60.3	61.7	61.0
		39.7	38.3	39.0
		42.0 35.4	39.0 33.8	40.5 35.3
		63.5	66.5	65.0
		36.5	33.5	35.0
		42.0 32.8	39.0 29.9	40.5 31.3

86.1
98.7

99.9

99.9
101.9

100

		86.1		
			92.3	
			85.2	
			91.9	
		29,181	428 68,210	22
	428			

		99.9		
			94.7	
			98.5	
			95.5	
		29,181	428 68,210	22
	428			

96.8

22

	22	21			22	
(A)	21,921,054	22,614,274	693,220	3.1	-	-
(B)	1,172,547	2,322,209	1,149,662	49.5	-	-
(C)	9,024,870	8,652,406	372,464	(4.3)	-	-
(D)	3,638,951	3,520,991	117,960	(3.4)	-	-
(A+B+C+D)	35,757,422	37,109,880	1,352,458	3.6	-	-

1

17

2

2

	17	18	19	20	21	22
	24,993,046	23,555,024	23,432,000	22,943,364	22,614,274	21,921,054
	/	5.8	6.2	8.2	9.5	12.3
	/	5.8	6.9	8.9	7.8	9.1

1

17 12 24

18 19 20

0% 0.7% 0% 2.4% 1.5%

21 22
2 17
17